

# MITSUBISHI

## FRONT WHEEL DRIVE AUTOMATIC TRANSMISSION

### WORKSHOP MANUAL

#### FOREWORD

This Workshop Manual contains procedures for removal, disassembly, inspection, adjustment, reassembly and installation, etc. for service mechanics.

All information, illustrations and product descriptions contained in this manual are current as at the time of publication. We, however, reserve the right to make changes at any time without prior notice or obligation.

Automatic Transmission ..... **23A**  
F3A2, F4A2

Automatic Transmission ..... **23B**  
F4A3, W4A3

#### FILING INSTRUCTION

Please keep these manual pages in the binder No. BN890001.

File these pages according to the signs "Added", "Revised" and "Deleted" on the "List of effective pages" which are interpreted below.

**Added:** File the pages with this sign additionally in your manual.

**Revised. Deleted:** Replace the existing pages with the corresponding pages having this sign.

Missing sheets will be supplied upon request.

 **MITSUBISHI MOTORS CORPORATION**

# INTRODUCTION

## EXPLANATION OF MANUAL CONTENTS

### Maintenance and Servicing Procedures

- (1) A diagram of the component parts is provided near the front of each section in order to give the reader a better understanding of the installed condition of component parts.
- (2) The numbers provided within the diagram indicate the sequence for maintenance and servicing procedures; the symbol **N** indicates a non-reusable part; the tightening torque is provided where applicable.

- **Removal steps:**  
The part designation number corresponds to the number in the illustration to indicate removal steps.
- **Disassembly steps:**  
The part designation number corresponds to the number in the illustration to indicate disassembly steps.
- **Installation steps:**  
Specified in case installation is impossible in reverse order of removal steps. Omitted if installation is possible in reverse order of removal steps.
- **Reassembly steps:**  
Specified in case reassembly is impossible in reverse order of disassembly steps. Omitted if reassembly is possible in reverse order of disassembly steps.





### Classification of Major Maintenance/Service Points

When there are major points relative to maintenance and servicing procedures (such as essential maintenance and service points, maintenance and service standard values, information regarding the use of special tools, etc.), these are arranged together as major maintenance and service points and explained in detail.

- ◀A▶: Indicates that there are essential points for removal or disassembly.
- ▶A▶: Indicates that there are essential points for installation or reassembly.

### Symbols for Lubrication, Sealants and Adhesives

Information concerning the locations for lubrication and for application of sealants and adhesives is provided, by using symbols, in the diagram of component parts, or on the page following the component parts page, and explained.

-  ----- Grease  
(multipurpose grease unless there is a brand or type specified)
-  ----- Sealant or adhesive
-  ----- Brake fluid, automatic transmission fluid or air conditioner compressor oil
-  ----- Engine oil or gear oil

# INTRODUCTION

Indicates the group title.

Indicates the section title.

Indicates the group number.

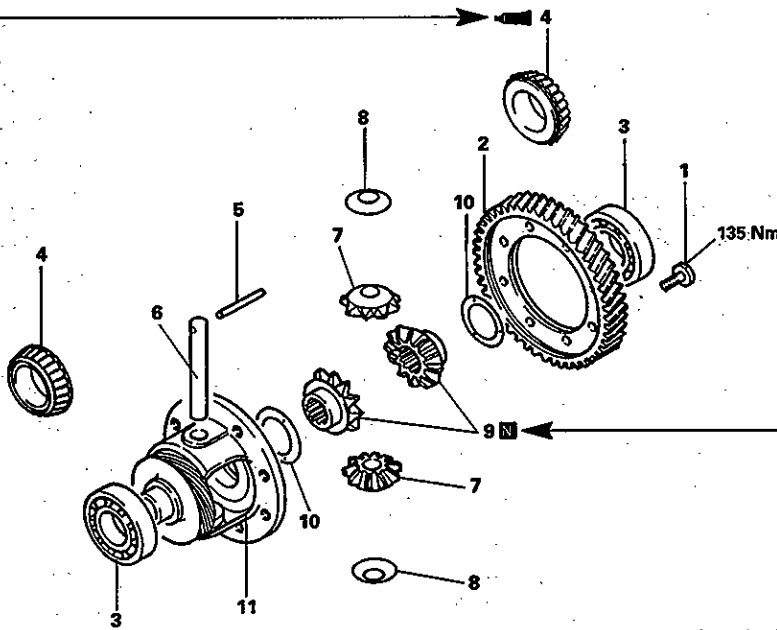
Indicates the section number.

Indicates the page number.

F4A3, W4A3 -- Differential

23B-11-1

## 11. DIFFERENTIAL DISASSEMBLY AND REASSEMBLY



Denotes tightening torque  
NOTE:  
Torque may also be shown in rectangles in the order of units (Nm, kgm and ft-lbs. from left) as follows:

135	13.5	98
-----	------	----

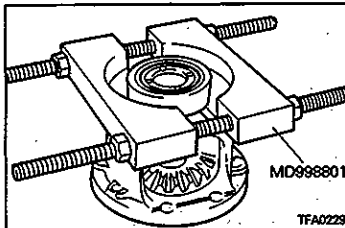
Denotes non-reusable part.

This number corresponds to the number appearing in "Removal steps", "Disassembly steps", "Installation steps" or "Reassembly steps".

### Disassembly steps

- 1. Bolt
- 2. Differential drive gear
- 3. Ball bearing (W4A32, W4A33)
- 4. Taper roller bearing (F4A33)
- 5. Lock pin
- 6. Pinion shaft
- 7. Pinion
- 8. Washer
- 9. Side gear
- 10. Spacer
- 11. Differential case

TFA0263



### SERVICE POINTS OF DISASSEMBLY

#### REMOVAL OF BALL BEARING

- (1) Use the special tool to remove the ball bearing.

Operating procedures, cautions, etc. on removal, installation, disassembly and reassembly are described.

© Mitsubishi Motors Corporation Aug. 1991

PWEE9908-C

Revised

Issue date

Publication number-Revision code

## List of Effective Pages

Page	Revision code	Date	Remarks	Page	Revision code	Date	Remarks
23A-0-1	E	Feb. 1994		23A-4-24	C	Aug. 1991	
23A-0-3 to 23A-0-5		Nov. 1989		23A-4-25 and 23A-4-26		Nov. 1989	
23A-0-6 to 23A-0-9	B	Dec. 1990		23A-4-27	D	Dec. 1992	
23A-0-9a and 23A-0-9b	C	Aug. 1991		23A-4-28 and 23A-4-29	C	Aug. 1991	
23A-0-10 to 23A-0-12	B	Dec. 1990		23A-4-30 to 23A-4-36	D	Dec. 1992	
23A-0-13	C	Aug. 1991		23A-5-1	B	Dec. 1990	
23A-1-1	B	Dec. 1990		23A-5-2		Nov. 1989	
23A-1-2	C	Aug. 1991		23A-6-1 and 23A-6-2	C	Aug. 1991	
23A-1-2a	C	Aug. 1991		23A-7-1 and 23A-7-2	C	Aug. 1991	
23A-1-2b	D	Dec. 1990		23A-7-3		Nov. 1989	
23A-1-2c	E	Feb. 1994		23A-8-1		Nov. 1989	
<b>23A-1-2d</b>	<b>F</b>	<b>Oct. 1995</b>	<b>Revised</b>	23A-8-2	C	Aug. 1991	
<b>23A-1-2e and 23A-1-2f</b>	<b>F</b>	<b>Oct. 1995</b>	<b>Added</b>	23A-9-1 to 23A-9-3		Nov. 1989	
23A-1-3 to 23A-1-5	D	Dec. 1992		23A-10-1		Nov. 1989	
23A-1-6 to 23A-1-9	C	Aug. 1991		23A-10-2	C	Aug. 1991	
23A-1-10	D	Dec. 1992		23A-11-1		Nov. 1989	
23A-2-1 to 23A-2-6		Nov. 1989		23A-12-1		Nov. 1989	
23A-3-1		Nov. 1989		23A-13-1 to 23A-13-3	C	Aug. 1991	
23A-3-2	D	Dec. 1992		23A-14-1 to 23A-14-5		Nov. 1989	
23A-3-2a and 23A-3-2b	C	Aug. 1991		23A-15-1 to 23A-15-3	D	Dec. 1992	
23A-3-3	C	Aug. 1991		23A-15-4		Nov. 1989	
23A-3-4 to 23A-3-4b	D	Dec. 1992		23A-15-5 and 23A-15-6	D	Dec. 1992	
23A-3-5 to 23A-3-25		Nov. 1989		23A-16-1		Nov. 1989	
23A-3-26 and 23A-3-27	D	Dec. 1992		23A-17-1		Nov. 1989	
23A-3-28	D	Dec. 1992		23A-18-1		Nov. 1989	
23A-4-1		Nov. 1989		23A-19-1		Nov. 1989	
23A-4-2	D	Dec. 1992					
23A-4-2a to 23A-4-2d	E	Feb. 1994		23B-0-1	E	Feb. 1994	
23A-4-3 to 23A-4-5	D	Dec. 1992		23B-0-3	D	Dec. 1992	
23A-4-5a and 23A-4-5b	D	Dec. 1992		23B-0-3a and 23B-0-3b	D	Dec. 1992	
23A-4-6 to 23A-4-12		Nov. 1989		23B-0-4	C	Aug. 1991	
23A-4-13	D	Dec. 1992		23B-0-5	D	Dec. 1992	
23A-4-13a and 13A-4-13b	D	Dec. 1992		23B-0-5a and 23B-0-5b	D	Dec. 1992	
23A-4-14	D	Dec. 1992		23B-0-6 and 23B-0-7	C	Aug. 1991	
23A-4-15		Nov. 1989		23B-1-1	E	Feb. 1994	
23A-4-16	C	Aug. 1991		<b>23B-1-1a</b>	<b>F</b>	<b>Oct. 1995</b>	<b>Revised</b>
23A-4-17 and 23A-4-18		Nov. 1989		23B-1-1b	D	Dec. 1992	
23A-4-19	C	Aug. 1991		23B-1-2	E	Feb. 1994	
23A-4-20		Nov. 1989		23B-1-3	D	Dec. 1992	
23A-4-21	C	Aug. 1991		23B-1-3a and 23B-1-3b	D	Dec. 1992	
23A-4-22 and 23A-4-23		Nov. 1989		23B-1-4 to 23B-1-7	C	Aug. 1991	

Missing sheets will be supplied upon request.

PWEE8908-F

Page	Revision code	Date	Remarks
23B-1-8 and 23B-1-9	D	Dec. 1992	
23B-2-1	E	Feb. 1994	
23B-2-2 to 23B-2-5	C	Aug. 1991	
23B-3-1	E	Feb. 1994	
23B-3-2	D	Dec. 1992	
23B-3-2a and 23B-3-2b	C	Aug. 1991	
23B-3-3 and 23B-3-4	D	Dec. 1992	
23B-3-4a and 23B-3-4b	D	Dec. 1992	
23B-3-5 to 23B-3-8	C	Aug. 1991	
23B-3-9	D	Dec. 1992	
23B-3-9a and 23B-3-9b	D	Dec. 1992	
23B-3-10 to 23B-3-13	C	Aug. 1991	
23B-3-14 and 23B-3-15	E	Feb. 1994	
23B-3-16 to 23B-3-22	C	Aug. 1991	
23B-3-23 to 23B-2-28	D	Dec. 1992	
23B-4-1	E	Feb. 1994	
23B-4-2 to 23B-4-4	D	Dec. 1992	
23B-4-4a and 23B-4-4b	D	Dec. 1992	
23B-4-5 to 23B-4-8	C	Aug. 1991	
23B-4-9	D	Dec. 1992	
23B-4-9a and 23B-4-9b	D	Dec. 1992	
23B-4-10 to 23B-4-16	C	Aug. 1991	
23B-4-17	E	Feb. 1994	
23B-4-18	C	Aug. 1991	
23B-4-19	E	Feb. 1994	
23B-4-20 to 23B-4-26	C	Aug. 1991	

Page	Revision code	Date	Remarks
23B-4-27 to 23B-4-32	D	Dec. 1992	
23B-5-1 and 23B-5-2	C	Aug. 1991	
23B-6-1 to 23B-6-4	C	Aug. 1991	
23B-7-1	C	Aug. 1991	
23B-7-2	D	Dec. 1992	
23B-7-2a and 23B-7-2b	D	Dec. 1992	
23B-7-3	C	Aug. 1991	
23B-7-4	D	Dec. 1992	
23B-8-1 and 23B-8-2	C	Aug. 1991	
23B-9-1 to 23B-9-4	C	Aug. 1991	
23B-10-1 and 23B-10-2	C	Aug. 1991	
23B-11-1 to 23B-11-3	C	Aug. 1991	
23B-12-1	C	Aug. 1991	
23B-13-1	C	Aug. 1991	
23B-14-1	C	Aug. 1991	
23B-15-1 to 23B-15-3	C	Aug. 1991	
23B-15-4	E	Feb. 1994	
23B-15-5	D	Dec. 1992	
23B-16-1 and 23B-16-2	C	Aug. 1991	
23B-17-1 to 23B-17-3	C	Aug. 1991	
23B-18-1	C	Aug. 1991	
23B-19-1 to 23B-19-5	C	Aug. 1991	
23B-20-1 to 23B-20-3	C	Aug. 1991	
23B-21-1 to 23B-21-3	C	Aug. 1991	
23B-22-1	C	Aug. 1991	
23B-23-1	C	Aug. 1991	

Missing sheets will be supplied upon request.

PWEE8908-F